

Locust Hills Tournament Golf APP: Website Design



Once logged in, select “Step 2- Registration”

Winter Classic

Date

February 5, 2022

Start Time

8:00 AM

Course

Maple Course

Start Type

Shotgun

Competitors

Teams

Team Game

Scramble


Name Display

Full Name

In App Scoring

Yes

Tournament Logo



Sponsor Logo

Online Registration

0

Payments

\$0.00

Total

Checklist

Follow these steps to setup your tournament, or [click here to import via spreadsheet template](#)

Step 1	Rounds	✔ You have 1 round	Manage
Step 2	Registration	✗ Connect your bank account to complete setup	Manage
Step 3	Teams	✗ You have no teams	Manage
Step 4	Players	✔ You have 8 players	Manage
Step 5	Groups	✗ You have no groups	Manage

Then Select step 3 “Design”

Home / Registration

Registration

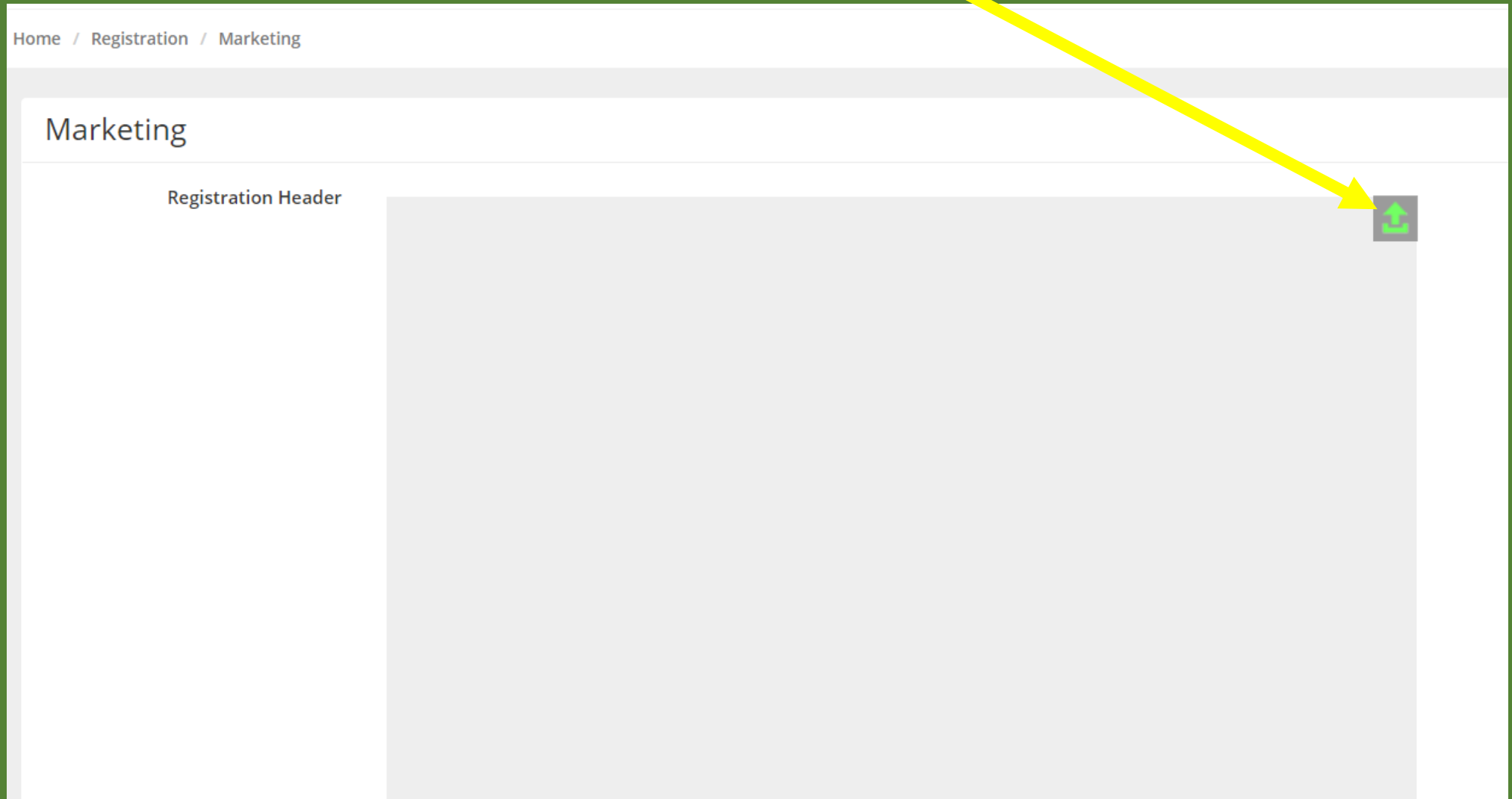
<https://manager.gallusgolf.com/Regist> [Copy](#) [View](#)

Online Registration	On
Registration Opens	1/5/2022 6:00 AM
Registration Closes	2/5/2022 8:00 AM
Tournament Fee	\$40.00
Online Payment	Required
1 Week Reminder	On
48 Hour Reminder	On

Checklist

Step 1	Settings	✔ Online registration is ON	Manage
Step 2	Bank Account	✗ You must connect a Stripe account to receive payments	Manage
Step 3	Design	✗ Setup the marketing message for your event	Manage
Step 4	Payments	i View all payments	Manage
Step 5	Players	i 8 Players (0 Registered Online)	Manage

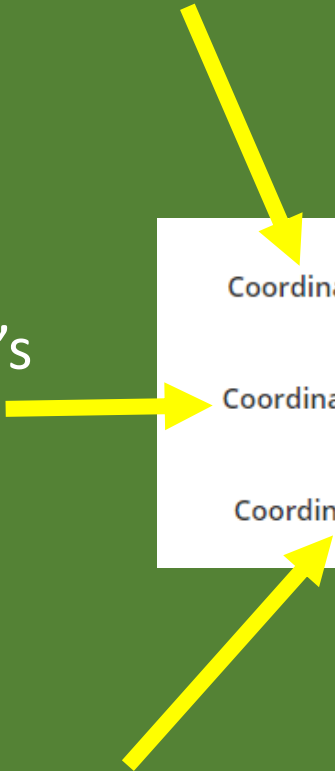
Click “Upload” icon to download your desired picture. This will be displayed on the top of your Registration Form. It can be a logo or picture of your choice. If nothing is added, Locust Hills’ Logo will be the default image.



Enter Outing Coordinator's Name

Enter Outing Coordinator's
Phone Number

Enter Outing Coordinator's
Email Address



Coordinator Name

Coordinator Phone

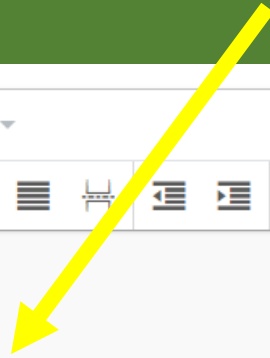
Coordinator Email

The form consists of three white input fields stacked vertically. A yellow arrow points from the text 'Enter Outing Coordinator's Name' to the 'Coordinator Name' field. Another yellow arrow points from the text 'Enter Outing Coordinator's Phone Number' to the 'Coordinator Phone' field. A third yellow arrow points from the text 'Enter Outing Coordinator's Email Address' to the 'Coordinator Email' field.

Type your marketing message here. This will only be on the first page of online registration

Marketing Message

Edit ▾ Insert ▾ View ▾ Format ▾



P

POWERED BY TINY

Your marketing message is for you to describe your event. This message will only be on the first page of online registration.

Type your registration instructions next.
These will be on every page of online registration.

Registration Instructions

These instructions will be on every page of online registration.

Update

Click "Update"

You can always come back and make / update this section.